



# Stay safe in New Zealand with Sonder

**UP Education wants you to have the best experience studying here in New Zealand, so you have FREE access to Sonder.**

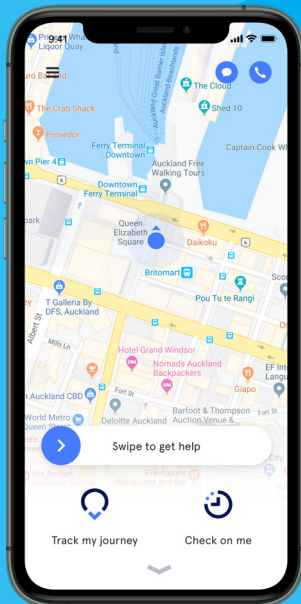
- **Connect with highly-trained Sonder support staff 24/7 via live chat or phone with any issue**
- **Request in-person assistance from a Sonder Liaison Officer if needed\***
- **Use the Sonder app's safety features regularly to give you extra confidence**

## **When should I use Sonder?**

- Walking home alone at night
- Meeting up with a stranger to buy or sell goods
- Going on a first date
- Experiencing stress or anxiety
- Ill or injured
- Any other time you don't know who to turn to for help

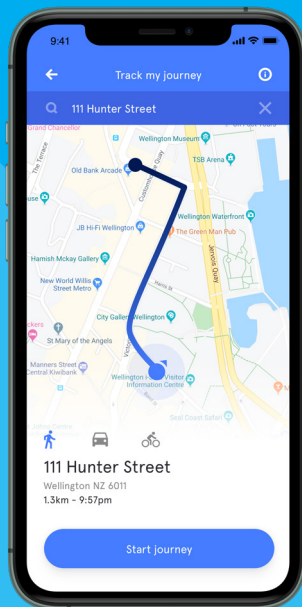
\*In person support limited outside of Auckland, Hamilton, Wellington





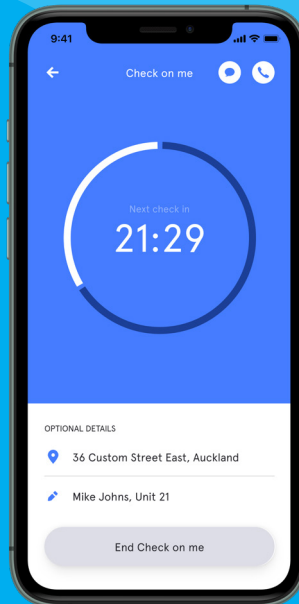
## 24/7 help

Swipe for help in the app to speak to us via live chat or over the phone with any issue concerning you. If you are located in Auckland, Wellington or Hamilton, we can even send in-person assistance if you need it.



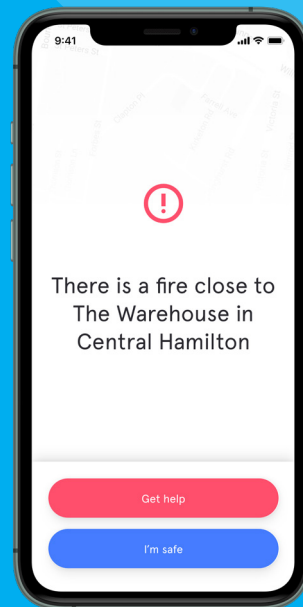
## Track my journey

We monitor your progress throughout your journey until you feel safe, secure and no longer need us.



## Check on me

If meeting someone new or going to an unfamiliar destination makes you feel uneasy or uncomfortable, our 'Check on me' feature will allow us to contact you regularly to make sure you are OK.



## Geo-safety alerts

Our 24/7 Support Centre monitors for both minor and major events which could impact the safety of our members.

## Get started

1

**Check your email or SMS** for your personal download link from Sonder

2

**Download the Sonder app** and activate your account

3

**Start** using the app's safety features for free.

## Can't find your download link?

Head to [be.sondersafe.com/up](https://be.sondersafe.com/up) to enter your details and get started.

[sondersafe.com](https://sondersafe.com)

T: +64 9 2222099 E: [support@sondersafe.com](mailto:support@sondersafe.com)

